



Interfacing memory and i/o ports

# Memory

## Processor Memory

- Registers inside a microcomputer
- Store data and results temporarily
- No speed disparity
- Cost ↑

## Primary or Main Memory

- Storage area which can be directly accessed by microprocessor
- Store programs and data prior to execution
- Should not have speed disparity with processor ⇒ Semi Conductor memories using CMOS technology
- ROM, EPROM, Static RAM, DRAM

## Secondary Memory

- Storage media comprising of slow devices such as magnetic tapes and disks
- Hold large data files and programs: Operating system, compilers, databases, permanent programs etc.

Memory

Store Programs and Data

# Memory organization in 8086

Memory IC's : Byte oriented ■

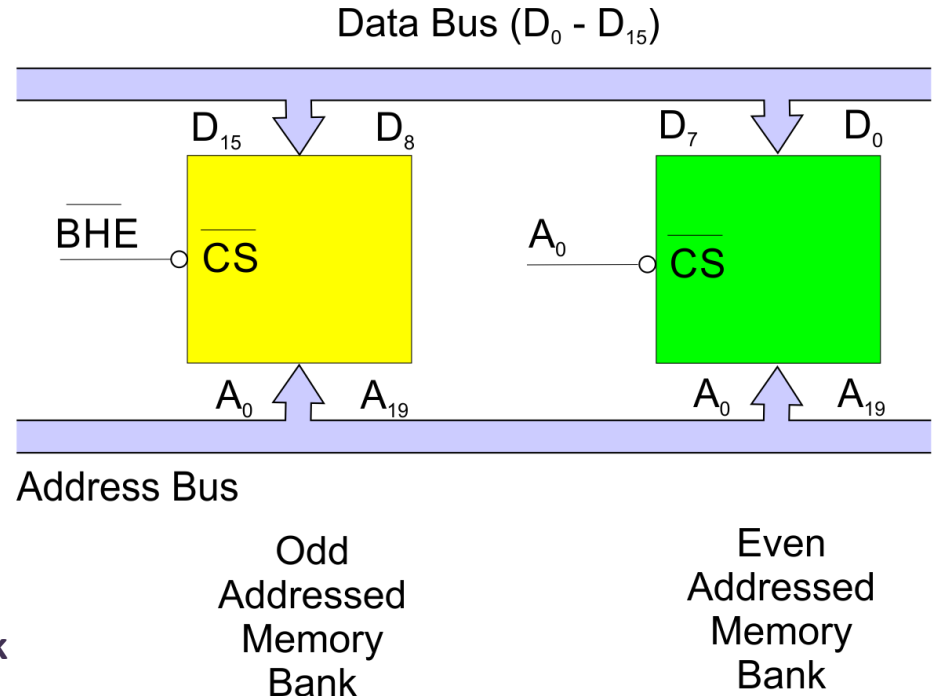
8086 : 16-bit

Word : Stored by two consecutive memory locations; for LSB and MSB

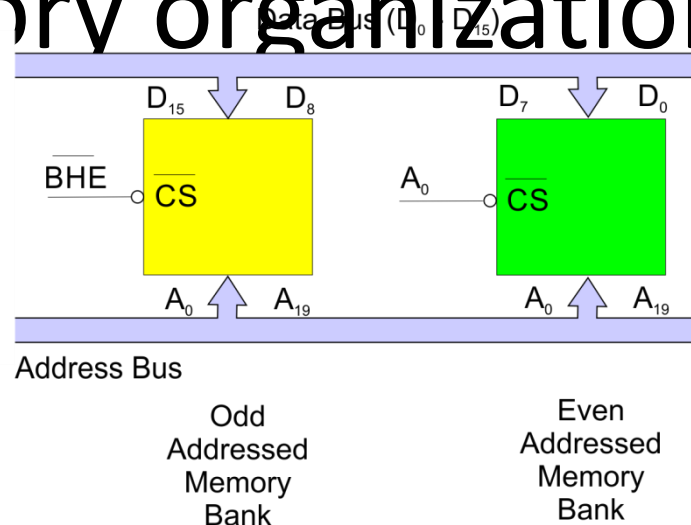
Address of word : Address of LSB

**Bank 0** :  $A_0 = 0 \Rightarrow$  Even addressed memory bank

**Bank 1** :  $\overline{BHE} = 0 \Rightarrow$  Odd addressed memory bank



# Memory organization in 8086



	Operation	$\overline{BHE}$	A <sub>0</sub>	Data Lines Used
1	Read/ Write byte at an even address	1	0	D <sub>7</sub> – D <sub>0</sub>
2	Read/ Write byte at an odd address	0	1	D <sub>15</sub> – D <sub>8</sub>
3	Read/ Write word at an even address	0	0	D <sub>15</sub> – D <sub>0</sub>
4	Read/ Write word at an odd address	0	1	D <sub>15</sub> – D <sub>0</sub> in first operation byte from odd bank is transferred
		1	0	D <sub>7</sub> – D <sub>0</sub> in first operation byte from odd bank is transferred

# Memory organization in 8086

- Available memory space = EPROM + RAM
- Allot equal address space in odd and even bank for both EPROM and RAM
- Can be implemented in two IC's (one for even and other for odd) or in multiple IC's

# Interfacing SRAM and EPROM

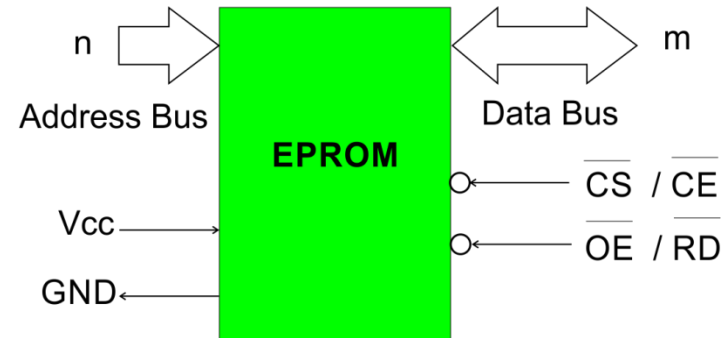
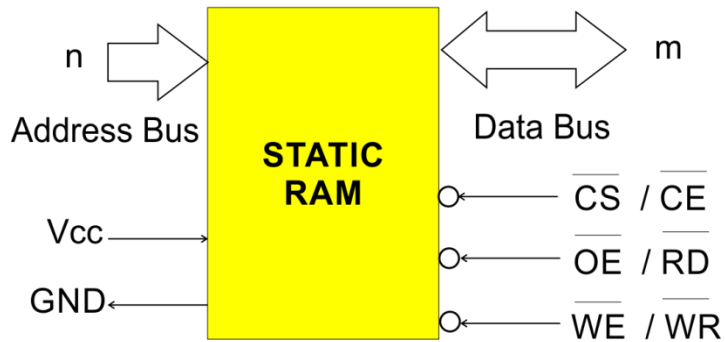
- Memory interface  $\Rightarrow$  Read from and write in to a set of semiconductor memory IC chip
- EPROM  $\Rightarrow$  Read operations
- RAM  $\Rightarrow$  Read and Write

In order to perform read/ write operations,

- Memory access time  $<$  read / write time of the processor
- Chip Select (CS) signal has to be generated
- Control signals for read / write operations
- Allot address for each memory location

# Interfacing SRAM and EPROM

Typical Semiconductor IC Chip ■



No of Address pins	Memory capacity			Range of address in hexa
	In Decimal	In kilo	In hexa	
20	$2^{20} = 10,48,576$	1024 k = 1M	100000	00000 to FFFFFF


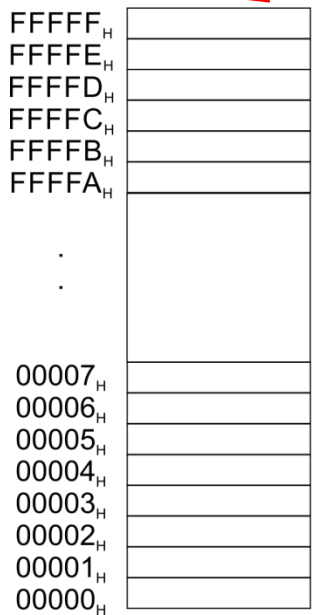


# Interfacing SRAM and EPROM


Memory map of 8086 ■

EPROM's are mapped at FFFF<sub>H</sub>

⇒ Facilitate automatic execution of monitor programs and creation of interrupt vector table



512 kb odd address space



512 kb even address space

RAM are mapped at the beginning; 0000H is allotted to RAM

# Interfacing SRAM and EPROM

## Monitor Programs

- ⇒ Programming 8279 for keyboard scanning and display refreshing
- ⇒ Programming peripheral IC's 8259, 8257, 8255, 8251, 8254 etc
- ⇒ Initialization of stack
- ⇒ Display a message on display (output)
- ⇒ Initializing interrupt vector table

<b>Note :</b>	<b>8279</b>	<b>Programmable keyboard/ display controller</b>
	<b>8257</b>	<b>DMA controller</b>
	<b>8259</b>	<b>Programmable interrupt controller</b>
	<b>8255</b>	<b>Programmable peripheral interface</b>

# Interfacing I/O and peripheral devices

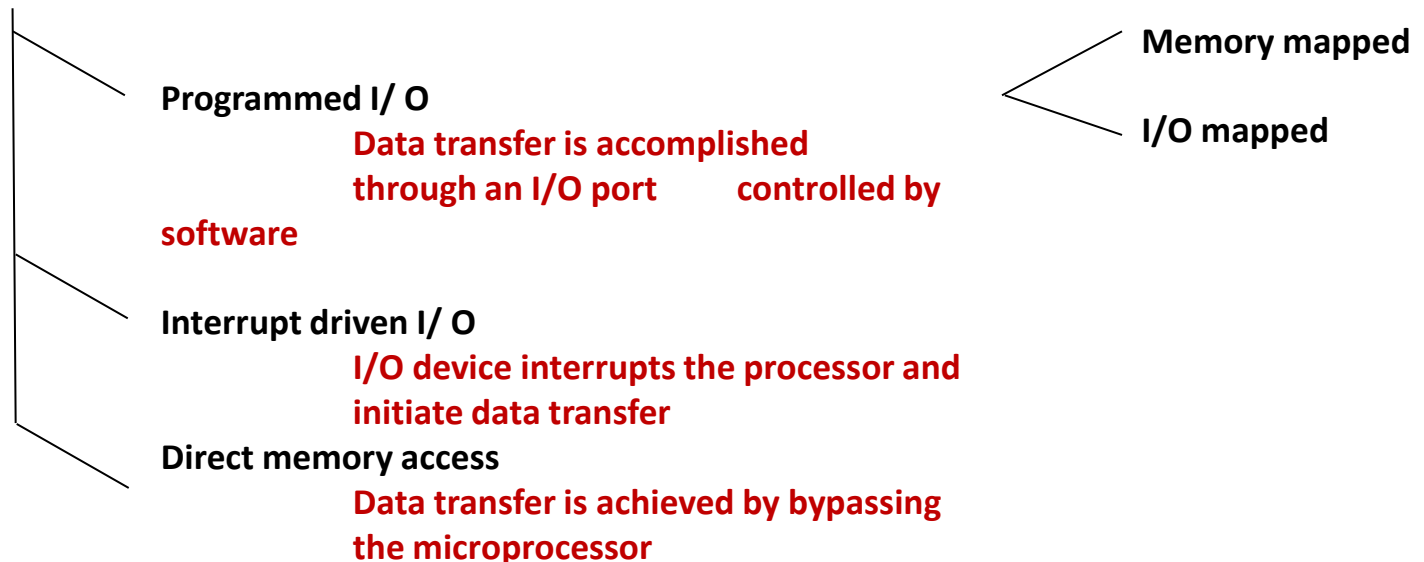
## I/O devices

⇒ For communication between microprocessor and outside world

⇒ Keyboards, CRT displays, Printers, Compact Discs etc.



⇒ Data transfer types



# 8086 and 8088 comparison

Memory mapping	I/O mapping
<p>20 bit address are provided for I/O devices</p>	<p>8-bit or 16-bit addresses are provided for I/O devices</p>
<p>The I/O ports or peripherals can be treated like memory locations and so all instructions related to memory can be used for data transmission between I/O device and processor</p>	<p>Only IN and OUT instructions can be used for data transfer between I/O device and processor</p>
<p>Data can be moved from any register to ports and vice versa</p>	<p>Data transfer takes place only between accumulator and ports</p>
<p>When memory mapping is used for I/O devices, full memory address space cannot be used for addressing memory.</p> <p>⇒ Useful only for small systems where memory requirement is less</p>	<p>Full memory space can be used for addressing memory.</p> <p>⇒ Suitable for systems which require large memory capacity</p>
<p>For accessing the memory mapped devices, the processor executes memory read or write cycle.</p> <p>⇒ <math>M / \overline{IO}</math> is asserted high</p>	<p>For accessing the I/O mapped devices, the processor executes I/O read or write cycle.</p> <p>⇒ <math>M / \overline{IO}</math> is asserted low</p>